

ROSELABS FINANCE PVT. LTD.

Lodha Excelus, N.M Joshi Marg, Mahalaxmi, Mumbai 400 011, India

October 14, 2014

Ref: CS/2014/194/14/07/359

The Listing Dept,
BSE Limited,
Phiroze Jeejebhoy Towers,
Dalal Street, Mumbai - 400001.

Dear Sir,

Sub: Clause 35 of the Listing Agreement.

With reference to the captioned subject, please find enclosed Shareholding Pattern under Clause 35 of the Listing Agreement for the Quarter ended September 30, 2014.

Kindly take the same on record.

Thanking You,

Yours truly,

For Roselabs Finance Limited



**Purnima Pavle
Director**



Encl: A/a

(1) (a) Statement showing Shareholding Pattern

Name of the Company: ROSELABS FINANCE LIMITED		BSE: 531324, NSE: NA		; Equity		
Scrip Code, Name of the scrip, class of security: Equity						
Quarter ended: 30 th September, 2014						
Partly paid-up shares:-		No. of partly paid-up shares	As a % of total no. of partly paid-up shares	As a % of total no. of shares of the company		
Held by Promoter / Promoter Group		0	0.00	0.00		
Held by public		0	0.00	0.00		
Total		0	0.00	0.00		
Outstanding convertible securities:-		No. of outstanding securities		As a % of total No. of outstanding convertible securities		
Held by Promoter / Promoter Group		0	0.00	0.00		
Held by public		0	0.00	0.00		
Total		0	0.00	0.00		
Warrants:-		No. of warrants		As a % of total no. of warrants		
Held by Promoter / Promoter Group		0	0.00	0.00		
Held by public		0	0.00	0.00		
Total		0	0.00	0.00		
Total paid-up capital of the company assuming full conversion of warrants and convertible securities						100000000

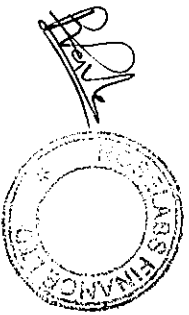


Category Code	Category of shareholder	Number of shareholders	Total number of shares	Number of shares held in dematerialised form	Total shareholding as a percentage of total number of shares		Shares pledged or otherwise encumbered	
					As a percentage of (A+B) (VI)	As a percentage of (A+B+C) (VII)	Number of shares (VIII)	As a percentage (IX) = (VIII)/(IV)*100
(A)	Shareholding of Promoter and Promoter Group	(III)	(IV)	(V)				
1	Indian							
(a)	Individuals/Hindu Undivided Family	0	0	0	0.00	0.00	0.00	0.00
(b)	Central Government/State Government(s)	0	0	0	0.00	0.00	0.00	0.00
(c)	Bodies Corporate	1	7424670	7424670	74.25	74.25	0.00	0.00
(d)	Financial Institutions / Banks	0	0	0	0.00	0.00	0.00	0.00
(e)	Any Other (specify)	0	0	0	0.00	0.00	0.00	0.00
	Sub Total (A)(1)	1	7424670	7424670	74.25	74.25	0.00	0.00
2	Foreign							
(a)	Individuals (Non-Resident Individuals/Foreign Individuals)	0	0	0	0.00	0.00	0.00	0.00
(b)	Bodies Corporate	0	0	0	0.00	0.00	0.00	0.00
(c)	Institutions	0	0	0	0.00	0.00	0.00	0.00
(d)	Qualified Foreign Investors	0	0	0	0.00	0.00	0.00	0.00
(e)	Any Other (specify)	0	0	0	0.00	0.00	0.00	0.00
	Sub Total (A)(2)	0	0	0	0.00	0.00	0.00	0.00
	Total Shareholding of Promoter and Promoter Group (A)=(A)(1)+(A)(2)	1	7424670	7424670	74.25	74.25	0.00	0.00
(B)	Public shareholding							
1	Institutions							
(a)	Mutual Funds/UTI	0	0	0	0.00	0.00	-	NA
(b)	Financial Institutions / Banks	0	0	0	0.00	0.00	-	NA
(c)	Central Government/State Government(s)	0	0	0	0.00	0.00	-	-
(d)	Venture Capital Funds	0	0	0	0.00	0.00	-	-
(e)	Insurance Companies	0	0	0	0.00	0.00	-	-
(f)	Foreign Institutional Investors	0	0	0	0.00	0.00	-	-
(g)	Foreign Venture Capital Investors	0	0	0	0.00	0.00	-	-
(h)	Qualified Foreign Investors	0	0	0	0.00	0.00	-	-
(i)	Any Other (specify)	0	0	0	0.00	0.00	-	-
	Sub Total (B) (1)	0	0	0	0.00	0.00	-	-
2	Non-institutions							
(a)	Bodies Corporate	49	1136158	1087658	11.36	11.36	NA	NA
(b) (i)	Individuals - shareholders holding nominal share capital up to Rs 1 Lakh	1016	656218	389588	6.56	6.56	-	-
(ii)	Individual shareholders holding nominal share capital in excess of Rs. 1 Lakh	24	774963	425363	7.75	7.75	-	-

Handwritten signature




Category code	Category of shareholder	Number of shareholders	Total number of shares	Number of shares held in dematerialised form	Total shareholding as a percentage of total number of shares		Shares pledged or otherwise encumbered	
					As a percentage of (A+B) (VI)	As a percentage of (A+B+C) (VII)	Number of shares (VIII)	As a percentage (IX) = (VIII)/(IV)*100
(I)	Qualified Foreign Investors (II)	(III) 0	(IV) 0	(V) 0	(VI) 0.00	(VII) 0.00	(VIII) -	(IX) -
(C)	Any Other							
(d)	Clearing Member	11	7991	7991	0.08	0.08	-	-
	Sub Total (B)(2)	1100	2575330	1910600	25.75	25.75	-	-
	Total Public Shareholding Public Group (B)=(B)(1)+(B)(2)	1100	2575330	1910600	25.75	25.75	NA	NA
	Total (A)+(B)	1101	10000000	9335270	100.00	100.00		
(C)	Shares held by custodians and against which Depository Receipts have been issued				NA		NA	NA
i	Promoter and Promoter group	0	0	0	0.00	0.00	0.00	0.00
ii	Public	0	0	0	0.00	0.00	0.00	0.00
	Sub Total (C)	0	0	0	0.00	0.00	0.00	0.00
	GRAND TOTAL (A)+(B)+(C)	1101	10000000	9335270	NA	100.00	0.00	0.00



(1)(b)


Statement showing holding of securities (including shares, warrants, convertible securities) of persons belonging to the category "Promoter and Promoter Group"

Sr. No.	Name of the shareholder	Details of Shares held			Encumbered shares			Details of warrants			Details of convertible securities		Total shares (including underlying shares assuming full conversion of warrants and convertible securities) as a % of diluted share capital
		Number of shares held	As a % of grand total (A)+(B)+(C)	No.	As a percentage (VI)=(V)/(III)*100	As a % of grand total (A)+(B)+(C) of sub-clause (I)(a)	Number of warrants held	As a % total number of warrants of the same class	Number of convertible securities held	As a % total number of convertible securities of the same class			
1	Arthant Premises Private Limited (AAACA7260K)	7,424,670	74.25	0	0.00	0.00	0	0.00	0	0.00	0	0.00	74.25
	TOTAL	7,424,670	74.25	0	0.00	0.00	0	0.00	0	0.00	0	0.00	74.25




(1)(c)(i) Statement showing holding of securities (including shares, warrants, convertible securities) of persons belonging to the category "Public" and holding more than 1% of the total number of shares

Sr. No.	Name of the shareholder	Number of shares held	Shares as a percentage of total number of shares i.e., Grand Total (A)+(B)+(C) indicated in Statement at para (1)(a) above)	Details of warrants		Details of convertible securities		Total shares (including underlying shares assuming full conversion of warrants and convertible securities) as a % of diluted share capital
				Number of warrants held	As a % total number of warrants of the same class	Number of convertible securities held	% w.r.t total number of convertible securities of the same class	
1	SURVASHAYA FARMS AND DEVELOPERS PVT LTD	442223	4.42	0	0.00	0	0.00	4.42
2	ARHANATHJI BUILDERS AND FARMS PVT LTD	435325	4.35	0	0.00	0	0.00	4.35
4	HARSHA HITESH JAVERI	130000	1.30	0	0.00	0	0.00	1.30
3	NINA RANI	125800	1.26	0	0.00	0	0.00	1.26
	TOTAL	1133348	11.33	0	0.00	0	0.00	11.33





(1)(c)(ii) Statement showing holding of securities (including shares, warrants, convertible securities) of persons (together with PAC) belonging to the category "Public" and holding more than 5% of the total number of shares of the company

Sr. No.	Name(s) of the shareholder(s) and the Persons Acting in Concert (PAC) with them	Number of shares held	Shares as a percentage of total number of shares i.e., Grand Total (A)+(B)+(C) indicated in Statement at para (j)(a) above)	Details of warrants		Details of convertible securities		Total shares (including underlying shares assuming full conversion of warrants and convertible securities) as a % of diluted share capital
				Number of warrants held	As a % total number of warrants of the same class	Number of convertible securities held	% w.r.t total number of convertible securities of the same class	
NIL								






(1)(d) Statement showing details of locked-in shares

Sr. No.	Name of the shareholder	Number of Locked in Shares	Locked-in shares as a percentage of total number of shares [i.e., Grand Total (A)+(B)+(C) indicated in Statement at para (1)(a) above]
NIL			

(II)(a)	Statement showing details of Depository Receipts (DRs)			
Sr. No.	Type of outstanding DR (ADRs, GDRs, SDRs, etc.)	Number of outstanding DRs	Number of shares underlying outstanding DRs	Shares underlying outstanding DRs as a percentage of total number of shares (i.e., Grand Total (A)+(B)+(C) indicated in Statement at para (I)(a) above)
NIL				

(II) (b) Statement showing holding of Depository Receipts (DRs), where underlying shares held by "Promoter/ Promoter Group" are in excess of 1% of the total number of shares

Sr. No.	Name of the DR Holder Type of outstanding DR (ADRs, GDRs, SDRs, etc.)	Number of shares underlying outstanding DRs	Shares underlying outstanding DRs as a percentage of total number of shares [i.e., Grand Total (A)+(B)+(C) indicated in Statement at para (I)(a) above]
NIL			

(III)(a) Statement showing the voting pattern of shareholders, if more than one class of shares/securities is issued by the issuer. - NOT APPLICABLE

