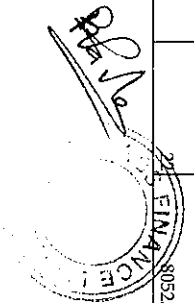


(1) (a) Statement showing Shareholding Pattern

Name of the Company: ROSELABS FINANCE LIMITED		BSE- 531324	NSE-	Equity
Scrip Code, Name of the scrip, class of security: Equity				
Quarter ended: 31 st March, 2015				
	Party paid-up shares:-	No. of partly paid-up shares	As a % of total no. of partly paid-up shares	As a % of total no. of shares of the company
	Held by Promoter / Promoter Group	0	0.00	0.00
	Held by public	0	0.00	0.00
	Total	0	0.00	0.00
	Outstanding convertible securities:-	No. of outstanding securities	As a % of total No. of outstanding convertible securities	As a % of total no. of shares of the company, assuming full conversion of the convertible securities
	Held by Promoter / Promoter Group	0	0.00	0.00
	Held by public	0	0.00	0.00
	Total	0	0.00	0.00
	Warrants:-	No. of warrants	As a % of total no. of warrants	As a % of total no. of shares of the company, assuming full conversion of warrants
	Held by Promoter / Promoter Group	0	0.00	0.00
	Held by public	0	0.00	0.00
	Total	0	0.00	0.00
Total paid-up capital of the company assuming full conversion of warrants and convertible securities		1000000000		



Category Code	Category of shareholder	Number of shareholders	Total number of shares	Number of shares held in dematerialised form	Total shareholding as a percentage of total number of		Shares pledged or otherwise encumbered	As a percentage (IX) = (VIII)/(IV)*100
					As a percentage of (A+B) (VI)	percentage of (A+B+C) (VII)		
(A)	Promoter and Promoter Group	(III)	(IV)	(V)				
1	Indian							
(a)	Individuals/Hindu Undivided Family	0	0	0	0.00	0.00	0.00	0.00
(b)	Central Government/State Government(s)	0	0	0	0.00	0.00	0.00	0.00
(c)	Bodies Corporate	1	7424670	7424670	74.25	74.25	0.00	0.00
(d)	Financial Institutions / Banks	0	0	0	0.00	0.00	0.00	0.00
(e)	Any Other (specify)	0	0	0	0.00	0.00	0.00	0.00
	Sub Total (A)(1)	1	7424670	7424670	74.25	74.25	0.00	0.00
2	Foreign							
(a)	Individuals (Non-Resident Individuals/Foreign Individuals)	0	0	0	0.00	0.00	0.00	0.00
(b)	Bodies Corporate	0	0	0	0.00	0.00	0.00	0.00
(c)	Institutions	0	0	0	0.00	0.00	0.00	0.00
(d)	Qualified Foreign Investors	0	0	0	0.00	0.00	0.00	0.00
(e)	Any Other (specify)	0	0	0	0.00	0.00	0.00	0.00
	Sub Total (A)(2)	0	0	0	0.00	0.00	0.00	0.00
	Total Shareholding of Promoter and Promoter Group (A)=(A)(1)+(A)(2)	1	7424670	7424670	74.25	74.25	0.00	0.00
(B)	Public shareholding							
1	Institutions							
(a)	Mutual Funds/UTI	0	0	0	0.00	0.00	N/A	N/A
(b)	Financial Institutions / Banks	0	0	0	0.00	0.00	-	-
(c)	Central Government/State Government(s)	0	0	0	0.00	0.00	-	-
(d)	Venture Capital Funds	0	0	0	0.00	0.00	-	-
(e)	Insurance Companies	0	0	0	0.00	0.00	-	-
(f)	Foreign Institute Investor	0	0	0	0.00	0.00	-	-
(g)	Foreign Venture Capital Investors	0	0	0	0.00	0.00	-	-
(h)	Qualified Foreign Investor	0	0	0	0.00	0.00	-	-
(i)	Any Other (specify)	0	0	0	0.00	0.00	-	-
	Sub Total (B) (1)	0	0	0	0.00	0.00	-	-
2	Non-institutions							
(a)	Bodies Corporate	50	1073336	1024836	10.73	10.73	N/A	N/A
(b) (i)	Individuals - shareholders holding nominal share capital up to Rs 1 Lakh	1002	684824	425594	6.85	6.85	-	-
(ii)	Individual shareholders holding nominal share capital in excess of Rs. 1 Lakh			455657	8.05	8.05	-	-




Category code	Category of shareholder	Number of shareholders	Total number of shares	Number of shares held in dematerialised form	Total shareholding as a percentage of total number of		Shares pledged or otherwise encumbered	
					As a percentage of (A+B) (VI)	As a percentage of (A+B+C) (VII)	Number of shares (VIII)	As a percentage (IX) = (VIII)/(IV)*100
(I)		(III)	(IV)	(V)	(VI)	(VII)	(VIII)	(IX)
(c)	Qualified Foreign Investor	0	0	0	0.00	0.00	-	-
(d)	Any Other							
i	Non Resident Indians (Repatriation)	2	1100	1100	0.01	0.01	-	-
ii	Non Resident Indians (Non Repatriation)	0	0	0	0.00	0.00	-	-
iii	Foreign Companies	0	0	0	0.00	0.00	-	-
iv	Clearing Member	7	10813	10813	0.11	0.11	-	-
v	Directors / Relatives	0	0	0	0.00	0.00	-	-
vi	Trusts	0	0	0	0.00	0.00	-	-
	Sub Total (B)(2)	1083	2575330	1918000	25.75	25.75	-	-
	Total Public Shareholding Public Group (B)=(B)(1)+(B)(2)	1083	2575330	1918000	25.75	25.75	NA	NA
	Total (A)+(B)	1084	10000000	9342670	100.00	100.00		
(C)	Shares held by custodians and against which Depository Receipts have been issued							
i	Promoter and Promoter group	0	0	0	0.00	0.00	0.00	0.00
ii	Public	0	0	0	0.00	0.00	0.00	0.00
	Sub Total (C)	0	0	0	0.00	0.00	0.00	0.00
	GRAND TOTAL (A)+(B)+(C)	1084	10000000	9342670	NA	100.00	0.00	0.00

Atul



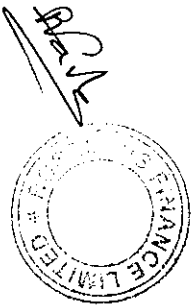
(1)(b) Statement showing holding of securities (including shares, warrants, convertible securities) of persons belonging to the category "Promoter and Promoter Group"

Sr. No.	Name of the shareholder	Details of Shares held			Encumbered shares		Details of warrants			Details of convertible securities		Total shares (including underlying shares assuming full conversion of warrants and convertible securities) as a % of diluted share capital
		Number of shares held	As a % of grand total (A)+(B)+(C)	No.	As a percentage (VI)=(V)/(II)*100	As a % of grand total (A)+(B)+(C) of sub-clause (I)(a)	Number of warrants held	As a % total number of warrants of the same class	Number of convertible securities held	As a % total number of convertible securities of the same class		
1	Ambant Premises Private Limited (AAACAT260K)	7,424,670	74.25	0	0.00	0.00	0	0.00	0	0.00	74.25	
	TOTAL	7,424,670	74.25	0	0.00	0.00	0	0.00	0	0.00	74.25	




(D)(c)(i) Statement showing holding of securities (including shares, warrants, convertible securities) of persons belonging to the category "Public" and holding more than 1% of the total number of shares

Sr. No.	Name of the shareholder	Number of shares held	Shares as a percentage of total number of shares [i.e., Grand Total (A)+(B)+(C) indicated in Statement at para (B)(a) above]	Details of warrants		Details of convertible securities		Total shares (including underlying shares assuming full conversion of warrants and convertible securities) as a % of diluted share capital
				Number of warrants held	As a % total number of warrants of the same class	Number of convertible securities held	% w.r.t total number of convertible securities of the same class	
1	SURVASHAYA FARMS AND DEVELOPERS PVT LTD	442223	4.42	0	0.00	0	0.00	4.42
2	ARRHANATHJI BUILDERS AND FARMS PVT LTD	435325	4.35	0	0.00	0	0.00	4.35
3	NINA RANI	125860	1.26	0	0.00	0	0.00	1.26
4	HARSHA HITESH JAVERI	147891	1.48	0	0.00	0	0.00	1.48
	TOTAL	1151239	11.51	0	0.00	0	0.00	11.51



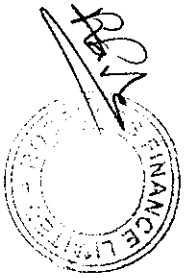
(1)(c)(ii) Statement showing holding of securities (including shares, warrants, convertible securities) of persons (together with PAC) belonging to the category "Public" and holding more than 5% of the total number of shares of the company

Sr. No.	Name(s) of the shareholder(s) and the Persons Acting in Concert (PAC) with them	Number of shares	Shares as a percentage of total number of shares i.e., Grand Total (A)+(B)+(C) Indicated in Statement at para (1)(a) above	Details of warrants		Details of convertible securities		Total shares (including underlying shares assuming full conversion of warrants and convertible securities) as a % of diluted share capital
				Number of warrants	As a % total number of warrants of the same class	Number of convertible securities held	% w.r.t total number of convertible securities of the same class	
1	Nil	0	0.00	0	0.00	0	0.00	0.00
	TOTAL	0	0.00	0	0.00	0	0.00	0





(1)(d) Statement showing details of locked-in shares

Sr. No.	Name of the shareholder	Category of shareholder (Promoters/public)	Number of Locked in Shares	Locked-in shares as a percentage of total number of shares [i.e., Grand Total (A)+(B)+(C) indicated in Statement at para (1)(a) above]
1	Nil		0	0.00
TOTAL			0	0



(II)(a) Statement showing details of Depository Receipts (DRs)

Sr. No.	Type of outstanding DR (ADRs, GDRs, SDRs, etc.)	Number of outstanding DRs	Number of shares underlying outstanding DRs	Shares underlying outstanding DRs as a percentage of total number of shares [i.e., Grand Total (A)+(B)+(C) indicated in Statement at para (I)(a) above]
1	NIL	NIL	NIL	NIL
TOTAL		NIL	NIL	NIL

Statement showing holding of Depository Receipts (DRs), where underlying shares held by "Promoter/Promoter Group" are in excess of 1% of the total number of shares (II) (b)

Sr. No.	Name of the DR Holder Type of outstanding DR (ADRs, GDRs, SDRs, etc.)	Number of shares underlying outstanding DRs	Shares underlying outstanding DRs as a percentage of total number of shares [i.e., Grand Total (A)+(B)+(C) indicated in Statement at para (I)(a) above]
1	NIL	NIL	NIL
TOTAL	NIL	NIL	NIL

