



(I) (a) Statement showing Shareholding Pattern


Name of the Company: ROSELABS FINANCE LIMITED		BSE 531324, NSE- N.A ; ; Equity	
Scrip Code, Name of the scrip, class of security: Equity		BSE 531324, NSE- N.A ; ; Equity	
Quarter ended: 31 st March, 2014			
Partly paid-up shares:-	No. of partly paid-up shares	As a % of total no. of partly paid-up shares	As a % of total no. of shares of the company
Held by Promoter / Promoter Group	0	0.00	0.00
Held by public	0	0.00	0.00
Total	0	0.00	0.00
Outstanding convertible securities:-	No. of outstanding securities	As a % of total No. of outstanding convertible securities	As a % of total no. of shares of the company, assuming full conversion of the convertible securities
Held by Promoter / Promoter Group	0	0.00	0.00
Held by public	0	0.00	0.00
Total	0	0.00	0.00
Warrants:-	No. of warrants	As a % of total no. of warrants	As a % of total no. of shares of the company, assuming full conversion of warrants
Held by Promoter / Promoter Group	0	0.00	0.00
Held by public	0	0.00	0.00
Total	0	0.00	0.00
Total paid-up capital of the company assuming full conversion of warrants and convertible securities		10000000	



Category Code	Category of shareholder	Number of shareholders	Total number of shares	Number of shares held in dematerialised form	Total shareholding as a percentage of total number of shares		Shares pledged or otherwise encumbered	
					As a percentage of (A+B) (VI)	As a percentage of (A+B+C) (VII)	Number of shares (VIII)	As a percentage (IX) = (VIII)/(IV)*100
(I)	(II)	(III)	(IV)	(V)	(VI)	(VII)	(VIII)	(IX)
(A)	Promoter and Promoter Group							
1	Indian							
(a)	Individuals/Hindu Undivided Family	0	0	0	0.00	0.00	0.00	0.00
(b)	Central Government/State Government(s)	0	0	0	0.00	0.00	0.00	0.00
(c)	Bodies Corporate	1	7424670	7424670	74.25	74.25	0.00	0.00
(d)	Financial Institutions / Banks	0	0	0	0.00	0.00	0.00	0.00
(e)	Any Other (specify)	0	0	0	0.00	0.00	0.00	0.00
	Sub Total (A)(1)	1	7424670	7424670	74.25	74.25	0.00	0.00
2	Foreign							
(a)	Individuals (Non-Resident Individuals/Foreign Individuals)	0	0	0	0.00	0.00	0.00	0.00
(b)	Bodies Corporate	0	0	0	0.00	0.00	0.00	0.00
(c)	Institutions	0	0	0	0.00	0.00	0.00	0.00
(d)	Qualified Foreign Investors	0	0	0	0.00	0.00	0.00	0.00
(e)	Any Other (specify)	0	0	0	0.00	0.00	0.00	0.00
	Sub Total (A)(2)	0	0	0	0.00	0.00	0.00	0.00
	Total Shareholding of Promoter and Promoter Group (A)=(A)(1)+(A)(2)	1	7424670	7424670	74.25	74.25	0.00	0.00
(B)	Public shareholding						N.A	N.A
1	Institutions						N.A	N.A
(a)	Mutual Funds/UTI	0	0	0	0.00	0.00	N.A	N.A
(b)	Financial Institutions / Banks	0	0	0	0.00	0.00	N.A	N.A
(c)	Central Government/State Government(s)	0	0	0	0.00	0.00	N.A	N.A
(d)	Venture Capital Funds	0	0	0	0.00	0.00	N.A	N.A
(e)	Insurance Companies	0	0	0	0.00	0.00	N.A	N.A
(f)	Foreign Institute Investor	0	0	0	0.00	0.00	N.A	N.A
(g)	Foreign Banks	0	0	0	0.00	0.00	N.A	N.A
(h)	Qualified Foreign Investors	0	0	0	0.00	0.00	N.A	N.A
(l)	Any Other (specify)	0	0	0	0.00	0.00	N.A	N.A
	Sub Total (B) (1)	0	0	0	0.00	0.00	N.A	N.A
2	Non-institutions						N.A	N.A
(a)	Bodies Corporate	34	1079128	1030628	10.79	10.79	N.A	N.A
(b) (i)	Individuals - shareholders holding nominal share capital up to Rs 1 Lakh	1057	732206	457976	7.32	7.32	N.A	N.A
(ii)	Individual shareholders holding nominal share capital in excess of Rs. 1 Lakh	27	748705	399105	7.49	7.49	N.A	N.A



Category code (I)	Category of shareholder (II)	Number of shareholders (III)	Total number of shares (IV)	Number of shares held in dematerialised form (V)	Total shareholding as a percentage of total number of shares		Shares pledged or otherwise encumbered	
					As a percentage of (A+B) (VI)	As a percentage of (A+B+C) (VII)	Number of shares (VIII)	As a percentage (IX) = (VIII)/(IV)*100
(c)	Qualified Foreign Investors	0	0	0	0.00	0.00	N.A	N.A
(d)	Any Other							
i	Clearing Member	10	15291	15291	0.15	0.15	N.A	N.A
	Sub Total (B)(2)	1128	2575330	1903000	25.75	25.75	N.A	N.A
	Total Public Shareholding (B)=(B)(1)+(B)(2)	1128	2575330	1903000	25.75	25.75	NA	NA
	Total (A)+(B)	1129	10000000	9327670	100.00	100.00		
(C)	Shares held by custodians and against which Depository Receipts have been issued							
i	Promoter and Promoter group	0	0	0	NA	0.00	NA	NA
ii	Public	0	0	0	0.00	0.00	NA	NA
	Sub Total (C)	0	0	0	0.00	0.00	NA	NA
	GRAND TOTAL (A)+(B)+(C)	1129	10000000	9327670	100.00	100.00	0.00	0.00



(I)(b) Statement showing holding of securities (including shares, warrants, convertible securities) of persons belonging to the category "Promoter and Promoter Group"

Sr. No. Name of the shareholder

(I)	(II)	Details of Shares held		Encumbered shares			Details of warrants		Details of convertible securities		Total shares (including underlying shares assuming full conversion of warrants and convertible securities) as a % of diluted share capital
		Number of shares held	As a % of grand total (A)+(B)+(C)	No.	As a percentage	As a % of grand total (A)+(B)+(C) of sub-clause (I)(a)	Number of warrants held	As a % total number of warrants of the same class	Number of convertible securities held	As a % total number of convertible securities of the same class	
(I)	(II)	(III)	(IV)	(V)	(VI)=(V)/(II)*100	(VII)	(VIII)	(IX)	(X)	(XI)	(XII)
1	Arihant Premises Private Limited (AAACA7260K)	7424670	74.25	0	0.00	0.00	0	0.00	0	0.00	74.25
	TOTAL	7424670	74.25	0	0.00	0.00	0	0.00	0	0.00	74.25



Statement showing holding of securities (including shares, warrants, convertible securities) of persons belonging to the category "Public" and holding more than 1% of

(I)(c)(i)

Sr. No.

Name of the shareholder

Number of shares held

the total number of shares

Shares as a percentage of total number of shares {i.e., Grand Total (A)+(B)+(C) indicated in Statement at para (I)(a) above}

Details of warrants

Number of warrants held

As a % total number of warrants of the same class

Details of convertible securities

Number of convertible securities held

% w.r.t total number of convertible securities of the same class

Total shares (including underlying shares assuming full conversion of warrants and convertible securities) as a % of diluted share capital

1	SURVASHAYA FARMS AND DEVELOPERS PVT LTD	442230	4.42	0	0.00	0	0.00	4.42
2	ARHANATHJI BUILDERS AND FARMS PVT LTD	435325	4.35	0	0.00	0	0.00	4.35
3	NINA RANI	125800	1.26	0	0.00	0	0.00	1.26
	TOTAL	1003355	10.03	0	0.00	0	0.00	10.03



Statement showing holding of securities (including shares, warrants, convertible securities) of persons (together with PAC) belonging to the category "Public" and holding more than 5% of the total number of shares of the company

(I)(c)(ii)


Sr. No.	Name(s) of the shareholder(s) and the Persons Acting in Concert (PAC) with them	Number of shares	Shares as a percentage of total number of shares {i.e., Grand Total (A)+(B)+(C) indicated in Statement at para (I)(a) above}	Details of warrants		Details of convertible securities		Total shares (including underlying shares assuming full conversion of warrants and convertible securities) as a % of diluted share capital
				As a % total number of warrants of the same class	Number of convertible securities held	% w.r.t total number of convertible securities of the same class		
1		0	0.00	0	0.00	0	0.00	0.00
	TOTAL	0	0.00	0	0.00	0	0.00	0




(I)(d)

Statement showing details of locked-in shares

Sr. No.	Name of the shareholder	Number of Locked in Shares	Locked-in shares as a percentage of total number of shares {i.e., Grand Total (A)+(B)+(C) indicated in Statement at para (I)(a) above}
1	TOTAL	0	0.00
		0	0



(II)(a)	Statement showing details of Depository Receipts (DRs)			
Sr. No.	Type of outstanding DR (ADRs, GDRs, SDRs, etc.)	Number of outstanding DRs	Number of shares underlying outstanding DRs	Shares underlying outstanding DRs as a percentage of total number of shares {i.e., Grand Total (A)+(B)+(C) indicated in Statement at para (I)(a) above}
1	NIL	NIL	NIL	NIL
TOTAL		NIL	NIL	NIL



Statement showing holding of Depository Receipts (DRs), where underlying shares held by
 "Promoter/ Promoter Group" are in excess of 1% of the total number of shares

(II) (b)

Sr. No.	Name of the DR Holder	Type of outstanding DR (ADRs, GDRs, SDRs, etc.)	Number of shares underlying outstanding DRs	Shares underlying outstanding DRs as a percentage of total number of shares [i.e., Grand Total (A)+(B)+(C) indicated in Statement at para (I)(a) above]
1	NIL	NIL	NIL	NIL
TOTAL		NIL	NIL	NIL

